



BPH 605:PRESCRIPTION

S.S.Mani Kiran,
Associate Professor and HOD,
Department of Pharmaceutics
Chalapathi Institute of pharmaceutical sciences, Lam, Guntur



S.S.MANI KIRAN




Prescription is an order written by a physician, dentist, veterinarian or a registered medical practitioner to a pharmacist to compound and dispense a specific medication for the patient .

Important features of a prescription :

- Directions are given to the pharmacist about what type of preparation (tablet, powder, mixture etc.) is to be prepared.
- It contains directions for the patients, the dose of the drug and the dose interval, and how it is to be taken

S.S.MANI KIRAN




PARTS OF A PRESCRIPTION

A typical prescription consists of the following parts :

1. **Date** on the prescription helps the pharmacists to know when the medicines were last dispensed if the prescription is brought for redispensing of the prescription. In case of habit forming drug the date prevents the misuse of the drug by the patient .
2. **Name, age, sex and address of the patient by** name and address the patient and the prescription can be identified. Age and sex of the patient is especially required for child patient to check the prescribed dose .

S.S.MANI KIRAN



3. **Superscription** It is represented by a Latin symbol **R** an abbreviation of Latin term 'recipe' which means 'take thou' or 'you take'. [*In olden days, the symbol was considered to be originated from the sign of Jupiter, the Greek God of healing. This symbol was employed by the ancient in requesting God for the quick recovery of the patient.*]

4. **Inscription** This is the main part of the prescription. It contains the names and quantities of the prescribed medicaments. The medicament may be official preparation or nonofficial preparation. If is official preparation (i.e. from pharmacopocia or formulary) then only the name of the preparation is written
e.g Piperazine Citrate Elixir IP. If it is non-official preparation then the quantity of each ingredient will be given. The type of preparation will also be given

e.g. R

Sodium bicarbonate	3g
Simple Syrup	6ml
Purified Water q.s.	100ml

S.S.MANI KIRAN



5. **Subscription** In this part the prescriber gives direction to the pharmacist regarding the dosage form to be prepared and the number of doses to be dispensed.

6. **Signatura** It is usually written as '*Signa*'. In this part the prescriber gives direction to the patient. The instructions given in the prescription should also be written in the label of the container so that the patient can follow them.

The instructions may include:

- The quantity to be taken
- The frequency and timing of administration of the preparation
- The route of administration
- The special instruction (if any)

S.S.MANI KIRAN



7. Renewal instructions

The prescriber indicates in every prescription, whether it may be renewed, and if so, for how many times. It is very important particularly for the case of habit forming drugs to prevent its misuse .

8. Signature, address and registration number of the prescriber

The prescription must be signed by the prescriber by his / her own hand. His/her address and registration number should also be written .

S.S.MANI KIRAN



medication correctly. Use the guide below to identify the key sections. If you have any questions, consult your physician.

S.S.MANI KIRAN

PRESCRIPTION REFILLING

- Refilled allowed only after re-consultation and necessary to medicate. Refilled only in original prescription form or oral communication.
- All refills must be noted on the reverse side.
- All details of refilling must be noted: **Date, Quantity if dispensed is different from original, name and initials of the pharmacist and verbal communication.**
- No. of refills are permitted as per federal laws or limited till expiry date. Maintenance of refill records for federal or state laws or patient medication history

S.S.MANI KIRAN

- Specified professional fee is added to fill the prescription.
- The professional fee includes all dispensing costs and professional remuneration and devoid of ingredients costs.
- Some pharmacies apply variable or sliding professional fee to meet cost of ingredients, inventory maintenance.
- However, a true professional fee represent payment of fee for the pharmaceutical service rendered to the patient for filling prescription in lieu of cost of ingredients.

S.S.MANI KIRAN

PRICING THE PRESCRIPTION:

The pharmacist,

- Should be sound in financial and managerial aspects to run a pharmacy.
- Ensure a consistent method of pricing for profit and to cater the pharmaceutical services such as prescription practice.
- Should ensure the charge applied to a prescription must cover cost of the ingredients inclusive of container, closure, label, cost of inventory maintenance, other operational costs of the department, time spent to dispense medication and auxiliary personnel involved to make the practice lucrative.

S.S.MANI KIRAN



METHODS OF PRESCRIPTION PRICING:**1. % Mark-UP**

The desired % mark-up taken from the C.I and added to C.I to give dispensing price. **Higher % mark-up applied for lower cost and vice-versa.**

For E.g. If the ingredients cost Rs.8 then the 80% mark-up on cost was applied.

Therefore= Rs.8+6.4= Rs.14.40/-

S.S.MANI KIRAN



METHODS OF PRESCRIPTION PRICING:**2. % Mark-UP + Minimum Fee**

The minimum fee incurred was to recover the combined cost of container, label, overheads and professional services The desired % mark-up will lower compared to above method.

For E.g. If the ingredients cost Rs.8 the 40% mark-up gives 11.20 to which mini. Fee of Rs.4 was applied.


Total cost = Rs.8+3.20+4= Rs.15.20/-

S.S.MANI KIRAN



METHODS OF PRESCRIPTION PRICING: PROFESSIONAL FEE


- Professional fees are determined by means of
 - Averaging the amount previously charged, above ingredient cost for prescriptions dispensed over a period.
 - Employing **Cost-analysis Methods** in which all costs attributed to the prescription department are divided by prescription volume in determining the actual cost of filling a prescription, with the profit and desired fee then determined .
- Some pharmacies may charge their parents an **annual fee for professional services**. This fee entitles the patient to the following for routine professional service each time a prescription is filled, a yearly record of prescriptions, regular blood pressure checks plus a yearly **one -on-on consultation**.

S.S.MANI KIRAN 

HANDLING OF PRESCRIPTION

The following procedures should be adopted by the pharmacist while handling the prescription for compounding and dispensing

- Receiving**
- Reading and checking**
- Collecting and weighing the materials**
- Compounding, labeling and packaging**

S.S.MANI KIRAN 


(i) Receiving

The prescription should be received by the pharmacist himself / herself. While receiving a prescription from a patient a pharmacist **should not change his/her facial expression** that gives an impression to the patient that he/she is confused or surprised after seeing the prescription .

(ii) Reading and checking:

Reading the prescription and checking for

- Legality
- Legibility
- Completeness and correctness .

S.S.MANI KIRAN 

A. Legality: A prescription is legal when:

- It is written (can also be typed) by a R.M.P OR signed by the R.M.P. Has all the information required to be contained with respect to parts of prescription.

B. Legibility: Legibility is a problem requiring alertness and critical judgment on the part of the pharmacist . Careless handwriting and similarity in spelling of names of different drugs add to the difficulty.

Example - **Prednisone and Prednisolone/ Digoxin and Digitoxin**

When handwriting is illegible, the best thing to do is to contact the physician over the phone and confirm.

S.S.MANI KIRAN



Checking for completeness of each part of a prescription include:

- *Prescriber Information,*
- *The Date,*
- *Patient Information,*
- *The Symbol Rx,*
- *The Inscription,*
- *The Subscription,*
- *The Signa,*
- *Additional Instructions, And*
- *The Signature*

S.S.MANI KIRAN



COLLECTING AND WEIGHING THE MATERIAL:

Before compounding a prescription,

- All the materials required for it should be collected from the shelves or drawers and kept in the left hand side of the balance.
- After measuring each material should be kept on the **right hand side of the balance.**
- After compounding the prescription the materials are replaced back to the shelves / drawers where from they were collected.

S.S.MANI KIRAN



WHILE COMPOUNDING

the label of every container of material should be CHECKED THRICE in the following

- (i) When collected from the shelves/drawers.
- (ii) When the materials are measured.
- (iii) When the containers are replaced back to the shelves/drawers.

S.S.MANI KIRAN



4. COMPOUNDING, LABELING AND PACKAGING

- Only **one prescription** should be compounded at a time. Compounding should be done on a clean table.
- All equipment required should be cleaned and dried.
- The **preparation should be prepared** as per the **direction** of the **prescriber** or *as per methods given in pharmacopoeia or formulary* and are according to established pharmaceutical art of compounding.
- The compounded medicament should be filled in a suitable container with appropriate label depending upon the quantity and use.
- While delivering the prescription to the patient, the pharmacist should explain the mode of administration, direction for use and storage.

S.S.MANI KIRAN



SOURCES OF PRESCRIPTION ERRORS

PRESCRIPTION

PHARMACIST

Abbreviation
e.g: SSKI for saturated potassium iodide solution,

Drug Substances
Care for sound like look like
Digoxin – digitoxin
Prednisone – prednisolone

Dose
Calculations for dosology for paediatrics/ adults/geriatric s/

Strength of medicine- specification mandatory
Eg: Paracetamol -500mg or paracetamol 650mg

Patient Instructions
Qty/time/ frequency/ Route of administration

Incompatibilities

S.S.MANI KIRAN





















PACKAGING TO DELIVER PRESCRIPTION ORDER:	
Round Vials	• Solid dosage forms capsules and tablets
Prescription Bottles	• Dispensing Liquids of Low Liquids
Wide – Mouth Bottles	• Bulk powders, large quantities of tablets/capsules, viscous liquids
Dropper Bottles	• Ophthalmic, nasal, otic, oral liquids using droppers
Applicator Bottles	• Liquid medications intended for wounds or skin surfaces
Ointment Jars and Collapsible tubes	• Semi-solids- ointments, creams, pastes
Sifter–top Containers	• Powders intended for sprinkled
Hinged –Lid or Slide Boxes	• Suppositories and Powders prepared in packets
Aerosol Containers	• Aerosol products in original container










S.S.MANI KIRAN

LABEL PREPARATION	
•	The name, address, and telephone number of the pharmacy .
•	A prescription number .
•	The date dispensed.
•	The name of the patient .
•	Directions for use .
•	The medication dispensed .
•	Expiration date of the medication.
•	The name of the prescriber .
•	The pharmacist initials .
•	Refill information.

S.S.MANI KIRAN











Label	Standard	Simplified Text	+ Icon
1		Shake well before stirring.	
2		Use only on your skin.	
3		Do not stop taking unless directed by your doctor.	
4		Take with food or milk.	
5		Do not use if you are pregnant, think you are pregnant, or breast feeding.	
6		May cause drowsiness. Be careful when driving a car or using machinery.	
7		Do not drink alcohol.	
8		Limit your time in the sun.	
9		Talk to your doctor before using any over-the-counter drugs.	

S.S.MANI KIRAN

 OBTAIN MEDICAL ADVICE before taking non-prescription drugs as some may affect the action of this medication.	Obtain medical advice before taking non-prescription drugs as some may affect the action of this medication.
 Some non-prescription drugs may aggravate your condition. Read all labels carefully. If a warning appears check with your doctor before taking.	Some non-prescription drugs may aggravate your condition. Read all labels carefully. If a warning appears check with your doctor before taking.
 THIS PRESCRIPTION CAN ONLY BE REFILLED BY A PHYSICIAN or YOUR PHARMACY.	This prescription can only be refilled by the authority of a physician.
 THIS PRESCRIPTION MUST BE REFILLED _____ TIMES.	This prescription must be filled _____ times.
 THIS PRESCRIPTION CANNOT BE REFILLED.	This prescription cannot be refilled.
 THIS IS THE LAST REFILL FOR THIS PRESCRIPTION. Please contact your Physician.	This is the last refill for this prescription. Please contact your physician.
 IT IS VERY IMPORTANT THAT YOU TAKE OR USE THIS EXACTLY AS DIRECTED. Do not skip doses or discontinue.	It is very important that you take or use this exactly as directed. Do not skip doses or discontinue.
 FOR EXTERNAL USE ONLY - Do not swallow this drug.	For external use only -Do not swallow this drug
 FOR THE EARS - This drug is used for the ears only.	For the ears -This drug is used for the ears only
 REFRIGERATE SHAKE WELL. Discard after _____.	Refrigerate shake well Discard after _____.

S.S.MANI KIRAN



 OBTAIN MEDICAL ADVICE before taking non-prescription drugs as some may affect the action of this medication.	Obtain medical advice before taking non-prescription drugs as some may affect the action of this medication.
 Some non-prescription drugs may aggravate your condition. Read all labels carefully. If a warning appears check with your doctor before taking.	Some non-prescription drugs may aggravate your condition. Read all labels carefully. If a warning appears check with your doctor before taking.
 THIS PRESCRIPTION CAN ONLY BE REFILLED BY A PHYSICIAN or YOUR PHARMACY.	This prescription can only be refilled by the authority of a physician.
 THIS PRESCRIPTION MUST BE REFILLED _____ TIMES.	This prescription must be filled _____ times.
 THIS PRESCRIPTION CANNOT BE REFILLED.	This prescription cannot be refilled.
 THIS IS THE LAST REFILL FOR THIS PRESCRIPTION. Please contact your Physician.	This is the last refill for this prescription. Please contact your physician.
 IT IS VERY IMPORTANT THAT YOU TAKE OR USE THIS EXACTLY AS DIRECTED. Do not skip doses or discontinue.	It is very important that you take or use this exactly as directed. Do not skip doses or discontinue.
 FOR EXTERNAL USE ONLY - Do not swallow this drug.	For external use only -Do not swallow this drug
 FOR THE EARS - This drug is used for the ears only.	For the ears -This drug is used for the ears only
 REFRIGERATE SHAKE WELL. Discard after _____.	Refrigerate shake well Discard after _____.

S.S.MANI KIRAN